

SUBMISSION QUEUE

Author Submission

- Pass the checklist
- Upload file
- Enter metadata
- Supplementary file

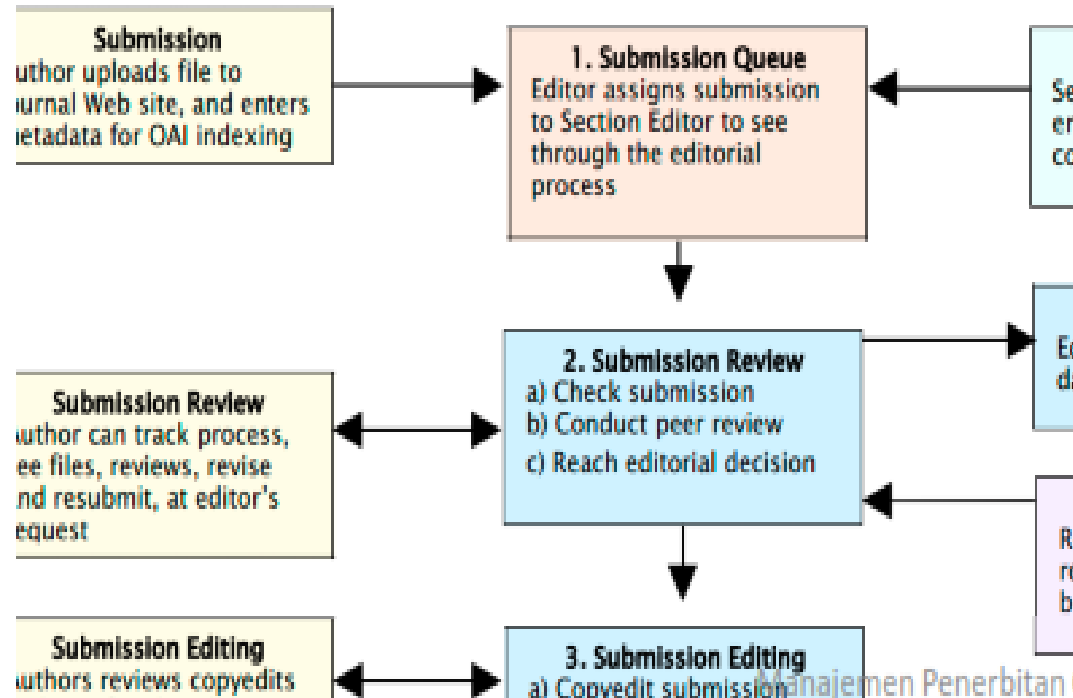
Unassigned Section

- Check the submission

Metadata

- Reject and Archive
- Assigning Section

Editor



AUTHOR SUBMISSION

Pass the
checklist

Upload
SM file

Enter
metadata

Upload
SP file

[HOME](#) [ABOUT](#) [USER HOME](#) [SEARCH](#) [CURRENT](#) [ARCHIVES](#)

Home > [User Home](#)

User Home

Jurnal Latihan

» [Author](#)

0 Active

0 Archive

[\[New Submission\]](#)

My Account

- » [Show My Journals](#)
- » [Edit My Profile](#)
- » [Change My Password](#)
- » [Logout](#)

AUTHOR SUBMISSION

Pass the
checklist

Upload
SM file

Enter
metadata

Upload
SP file

Home > User > Author > Submissions > **New Submission**

Step 1. Starting the Submission

1. **START** 2. [UPLOAD SUBMISSION](#) 3. [ENTER METADATA](#) 4. [UPLOAD SUPPLEMENTARY FILES](#) 5. [CONFIRMATION](#)

Encountering difficulties? [Contact for assistance.](#)

Submission Checklist

Indicate that this submission is ready to be considered by this journal by checking off the following (comments to the editor can be added below).

- The submission has not been previously published, nor is it before another journal for consideration (or an explanation has been provided in [Comments to the Editor](#)).
- The submission file is in [OpenOffice](#), [Microsoft Word](#), [RTF](#), or [WordPerfect](#) document file format.
- Where available, URLs for the references have been provided.
- The text is single-spaced; uses a 12-point font; employs italics, rather than underlining (except with URL addresses); and all illustrations, figures, and tables are placed within the text at the appropriate points, rather than at the end.
- The text adheres to the stylistic and bibliographic requirements outlined in the [Author Guidelines](#), which is found in [About the Journal](#).
- If submitting to a peer-reviewed section of the journal, the instructions in [Ensuring a Blind Review](#) have been followed.

[Journal's Privacy Statement](#)

AUTHOR SUBMISSION



Home > User > Author > Submissions > **New Submission**

Step 2. Uploading the Submission

1. START 2. **UPLOAD SUBMISSION** 3. ENTER METADATA 4. UPLOAD SUPPLEMENTARY FILES 5. CONFIRMATION

To upload a manuscript to this journal, complete the following steps.

1. On this page, click **Browse** (or **Choose File**) which opens a **Choose File** window for locating the file on the hard drive of your computer.
2. Locate the file you wish to submit and highlight it.
3. Click **Open** on the **Choose File** window, which places the name of the file on this page.
4. Click **Upload** on this page, which uploads the file from the computer to the journal's web site and renames it following the journal's conventions.
5. Once the submission is uploaded, click **Save and Continue** at the bottom of this page.

Encountering difficulties? [Contact for assistance.](#)

Submission File

No submission file uploaded.

Upload submission file

No file chosen

Manajemen Penerbitan OJS

AUTHOR SUBMISSION



Author Submission

LIPI

Pass the checklist Upload SM file Enter metadata Upload SP file

Home > User > Author > Submissions > New Submission

Step 2. Uploading the Submission

1. START 2. **UPLOAD SUBMISSION** 3. ENTER METADATA 4. UPLOAD SUPPLEMENTARY FILES 5. CONFIRMATION

To upload a manuscript to this journal, complete the following steps.

1. On this page, click Browse (or Choose File) which opens a Choose File window for locating the file on the hard drive of your computer.
2. Locate the file you wish to submit and highlight it.
3. Click Open on the Choose File window, which places the name of the file on this page.
4. Click Upload on this page, which uploads the file from the computer to the journal's web site and renames it following the journal's conventions.
5. Once the submission is uploaded, click Save and Continue at the bottom of this page.

Encountering difficulties? Contact for assistance.

Submission File	
File Name	1-1-1-SM.pdf
Original file name	_v05i1_5_139-990-1-LE-Final.pdf
File Size	1MB
Date uploaded	2015-03-11 09:26 AM

Replace submission:

Manajemen Penerbitan OJS

AUTHOR SUBMISSION

Pass the checklist

Upload SM file

Enter metadata

Upload SP file

Home > User > Author > Submissions > **New Submission**

Step 3. Entering the Submission's Metadata

1. START 2. UPLOAD SUBMISSION 3. ENTER METADATA 4. UPLOAD SUPPLEMENTARY FILES 5. CONFIRMATION


Authors

First Name *
Middle Name
Last Name *
Email *
ORCID ID

ORCID IDs can only be assigned by [the ORCID Registry](#). You must conform to their standards for expressing ORCID IDs, and include the full URI (eg. <http://orcid.org/0000-0002-1825-0097>).

URL
Affiliation

Country
Bio Statement (E.g., department)



↑ ↓ Reorder authors to appear in the order they will be listed on publication.

Principal contact for editorial correspondence.

AUTHOR SUBMISSION



Title and Abstract

Title *

Abstract *

Two red arrows point to the right side of the text area, one pointing to the top edge and one pointing to the middle edge.

Indexing

Provide terms for indexing the submission; separate terms with a semi-colon (term1; term2; term3).

Keywords

A red arrow points to the right side of the keywords input field.

Language

English=en; French=fr; Spanish=es. [Additional codes.](#)

AUTHOR SUBMISSION

Pass the checklist

Upload SM file

Enter metadata

Upload SP file

Contributors and Supporting Agencies

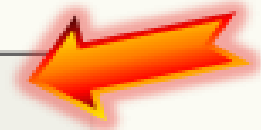
Identify agencies (a person, an organization, or a service) that made contributions to the content or provided funding or support for the work presented in this submission. Separate them with a semi-colon (e.g. John Doe, Metro University; Master University, Department of Computer Science).

Agencies

References

Provide a formatted list of references for works cited in this submission. Please separate individual references with a blank line.

References



AUTHOR SUBMISSION

Pass the checklist

Upload SM file

Enter metadata

Upload SP file

Home > User > Author > Submissions > **New Submission**

Step 4. Uploading Supplementary Files

1. START 2. UPLOAD SUBMISSION 3. ENTER METADATA **4. UPLOAD SUPPLEMENTARY FILES** 5. CONFIRMATION

This optional step allows Supplementary Files to be added to a submission. The files, which can be in any format, might include (a) research instruments, (b) data sets, which comply with the terms of the study's research ethics review, (c) sources that otherwise would be unavailable to readers, (d) figures and tables that cannot be integrated into the text itself, or other materials that add to the contribution of the work.

ID	TITLE	ORIGINAL FILE NAME	DATE UPLOADED	ACTION
----	-------	--------------------	---------------	--------

No supplementary files have been added to this submission.

Upload supplementary file

Choose File No file chosen

Upload

Save and continue

Cancel

AUTHOR SUBMISSION

Pass the
checklist

Upload
SM file

Enter
metadata

Upload
SP file

[Home](#) > [User](#) > [Author](#) > [Submissions](#) > **[New Submission](#)**

Step 5. Confirming the Submission

1. START 2. UPLOAD SUBMISSION 3. ENTER METADATA 4. UPLOAD SUPPLEMENTARY FILES 5. **CONFIRMATION**

To submit your manuscript to Jurnal Latihan click **Finish Submission**. The submission's principal contact will receive an acknowledgement by email and will be able to view the submission's progress through the editorial process by logging in to the journal web site. Thank you for your interest in publishing with Jurnal Latihan.

File Summary

ID	ORIGINAL FILE NAME	TYPE	FILE SIZE	DATE UPLOADED
1	V05I1_5_139-998-1-LE-FINAL.PDF	Submission File	1MB	03-11
2	V05I1_5_139-998-1-LE-FINAL.PDF	Supplementary File	1MB	03-11
3	V05I1_5_139-998-1-LE-FINAL.PDF	Supplementary File	1MB	03-11
4	V05I1_5_139-998-1-LE-FINAL.PDF	Supplementary File	1MB	03-11

Finish Submission

Cancel

AUTHOR SUBMISSION

Home > **User Home**

User Home

My Journals

[Jurnal Latiban](#)

> [Author](#)

1 Active

0 Archive

[\[New Submission\]](#)

My Account

- > [Edit My Profile](#)
- > [Change My Password](#)
- > [Logout](#)

Active Submissions

[ACTIVE](#) [ARCHIVE](#)

ID	MM-DD SUBMIT	SEC	AUTHORS	TITLE	STATUS
1	03-11	ART	Newgate, Ace	THE EFFECT OF THE USE OF H2SO4 AT WORLD WAR II	Awaiting assignment

1 - 1 of 1 Items

Start a New Submission

[CLICK HERE](#) to go to step one of the five-step submission process.

Rebacks

[ALL](#) [NEW](#) [PUBLISHED](#) [IGNORED](#)

DATE ADDED	HITS	URL	ARTICLE	TITLE	STATUS	ACTION
---------------	------	-----	---------	-------	--------	--------

There are currently no rebacks.

[Publish](#) [Ignore](#) [Delete](#) [Select All](#)